

Since 1968

COMMAX
SmartHome & Security

User Manual

DOOR STATION DR-2PN



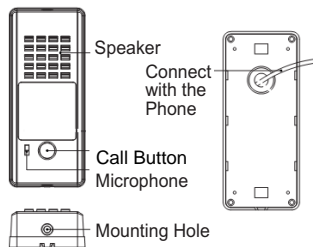
www.commax.com

COMMAX Co.,Ltd

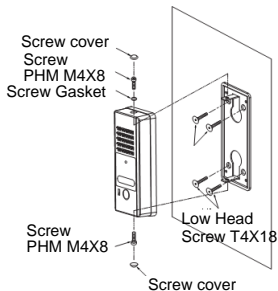


- Thank you for purchasing COMMAX products.
- Please carefully read this User's Guide (in particular, precautions for safety) before using a product and follow instructions to use a product exactly.
- The company is not responsible for any safety accidents caused by abnormal operation of the product.

1. Overview

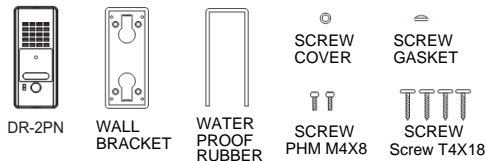


2. Installation & Wiring



1. Fix product by adjusting the holes on the wall and hanging[FIG-1]
2. Connect the wire to the door phone by adjusting polarity as shown on the figure (#1:RED/ #2:BLUE)
3. Fix by using bolts and a wrench and put in a rubber cap

3. Package



4. Specification

MODEL	DR-2PN
Wiring system	Door Phone 2-Wire System(Nonpolar)
Communication method	Full Duplex
Rated voltage	9V $\overline{\text{=}}$ (Supplied from the door phone)
Operating Temperature	-10°C ~ +40°C
Dimensions(mm)	50.2(W)X118(H)X52(D)mm
Weight(g)	300g